

**TÁPEGYSÉG 1 FÁZIS, 24 VDC
DIMENSION Q SZÉRIA**

24-28 V DC, 40 A

QS40.241

Tápegység AC100-240V/DC 24-28V 40A

- Kimeneti áramerősség 40 A
- 94.6%-os hatásfok
- Magas rövidzárlati áramok
- Távvezérelhetőség
- Több védőszűrő

**TERMÉKLEÍRÁS****MŰSZAKI ADATOK**

Clamp type	Spring-clamp
DC relay output	Igen
Efficiency At 120 V AC, full load. Typical	93,6 %
Efficiency At 230 V AC, full load. Typical	94,6 %
Efficiency At 230 V AC. Typical	93,9 %
Fázisok száma	1
Hold-up time at 120 V AC, full load. Typical.	27 ms
Hold-up time at 230 V AC, full load. Typical.	27 ms
Input voltage AC	100-240 V
Input voltage ac max	264 V AC
Input voltage ac min	90 V AC
Input voltage range	Wide-range
Inrush current at 120 V ac typical	17 A
Inrush current at 230 V ac typical	11 A
IP-osztály	IP20
Jóváhagyások	ABS, ATEX, CB, CE, CSA, GL, IECEx, UL
Lifetime at 120 V ac, full load and +40 ° C	64000 h

Lifetime at 230 V ac, full load and +40 ° C	84000 h
Magasság	124 mm
Mélység	127 mm
MTBF (IEC 61709) 230 V AC, Maximum Load, 40 ° C	300000 h
Output Current	40 A
Output voltage	24 V DC
Output voltage max	28 V DC
Output voltage min	24 V DC
Power Consumption At 120 V AC	8,6 A
Power Consumption At 230 V AC	4,5 A
Power Factor at 120 V AC, full load. Typical	0,99
Power Factor at 230 V AC, full load. Typical	0,99
Power Reduction Of 60 To 70 ° C	24 W/°C
Ripple. max	100 mV pp
Series	Dimension Q
Supply Frequency	50-60 Hz +-6%
Szélesség	125 mm
Teljesítmény	960 W
Temperature Range Without Derating From	-25 °C
Temperature Range Without Derating To	60 °C
Type Power Supply	AC-DC
Tömeg	1,9 kg
Védőanyag	Alumínium

Fig. 6-1 Output voltage vs . output current in "single use" mode, typ.

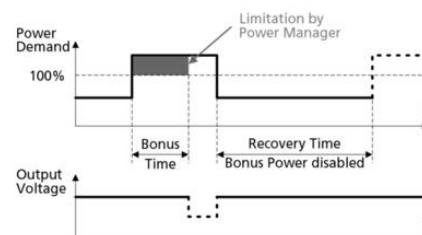
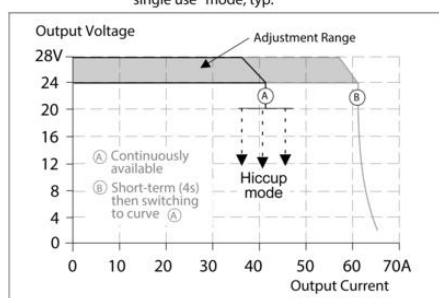
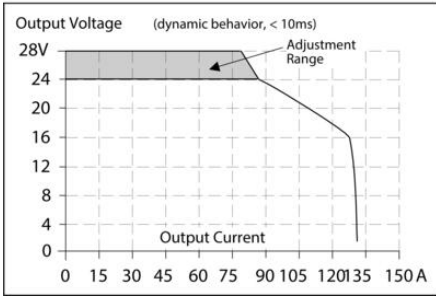


Fig. 6-4 Dynamic overcurrent capability, typ.



Allowed Output Current at 24V

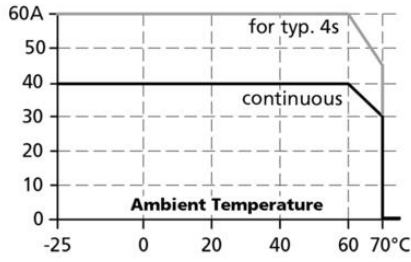


Fig. 12-2 Losses vs. output current at 24V, typ.

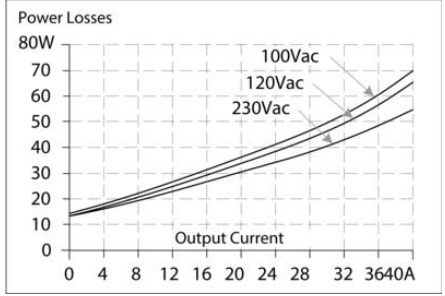
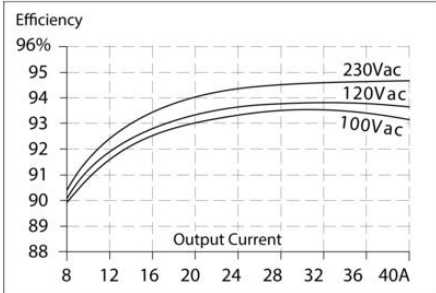


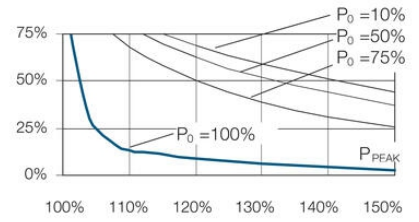
Fig. 12-1 Efficiency vs. output current at 24V, typ.



Maximal wire length*) for a fast (magnetic) tripping:

	0.75mm ²	1.0mm ²	1.5mm ²	2.5mm ²
C-2A	29m	38m	54m	86m
C-3A	27m	34m	48m	78m
C-4A	19m	26m	38m	58m
C-6A	10m	15m	21m	34m
C-8A	8m	12m	18m	28m
C-10A	7m	11m	16m	26m
C-13A	4m	6m	8m	13m
B-6A	19m	25m	35m	55m
B-10A	11m	17m	24m	40m
B-13A	10m	13m	21m	29m
B-16A	7m	11m	15m	24m
B-20A	5m	7m	9m	16m

*) Don't forget to consider twice the distance to the load (or cable length) when calculating the total wire length (+ and - wire).



Bonus Time

