



TÁPEGYSÉG 3 FÁZIS, 48 VDC DIMENSION Q SZÉRIA

48-55 V DC, 10 A

QT20.481

- Kimeneti áramerősség 10A
- 94.8%-os hatásfok
- Magas rövidzárlati áramok
- Több védőszűrő
- Maximális teljesítmény

PULS



TERMÉKLEÍRÁS

MŰSZAKI ADATOK

Active Transient	Igen
Clamp type	Spring-clamp
DC relay output	Igen
Efficiency At 400 V AC, full load. Typical	95,4 %
Efficiency At 400 V AC. Typical	94,4 %
Fázisok száma	3
Hold-up time at 400 V AC, full load. Typical.	22 ms
Input voltage AC	380-480 V
Input voltage ac max	552 V AC
Input voltage ac min	323 V AC
Input voltage range	Wide-range
Inrush current at 400 V ac typical	3 A
IP-osztály	IP20
Jóváhagyások	CB, CE, CSA US, cRUus, cULus, GL
Lifetime at 400 V ac, full load and +40 ° C	51000 h
Magasság	124 mm

Mélység	127 mm
MTBF (IEC 61709) 400 V ac, max loan, +40 °C	690000 h
Output Current	10 A
Output voltage	48 V DC
Output voltage max	55 V DC
Output voltage min	48 V DC
Power consumption at 400 V ac	0,79 A
Power Factor at 400 V AC, full load. Typical	0,94
Power Reduction Of 60 To 70 ° C	12 W/°C
Ripple. max	100 mV pp
Series	Dimension Q
Supply Frequency	50-60 ±6 %
Szélesség	65 mm
Teljesítmény	480 W
Temperature Range Without Derating From	-25 °C
Temperature Range Without Derating To	60 °C
Type Power Supply	AC-DC
Tömeg	0,87 kg
Védőanyag	Alumínium

Fig. 6-1 Output voltage vs. output current, typ.

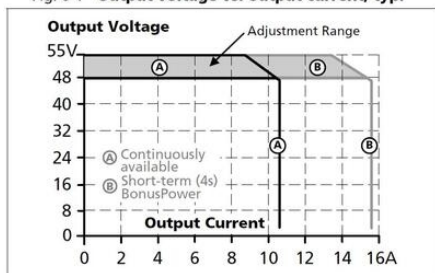


Fig. 15-1 Output current vs. ambient temp.

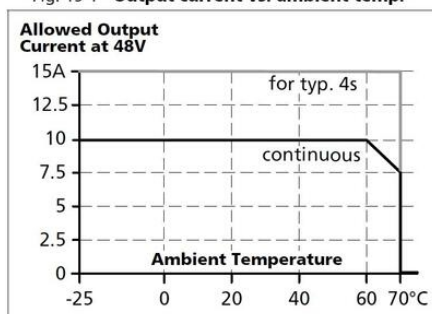


Fig. 9-1 Efficiency vs. output current at 48V, typ.

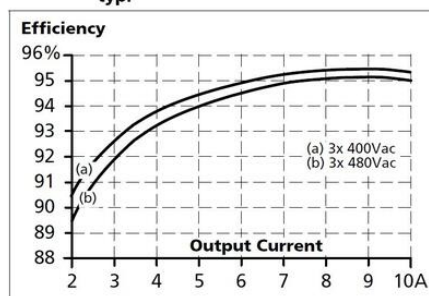
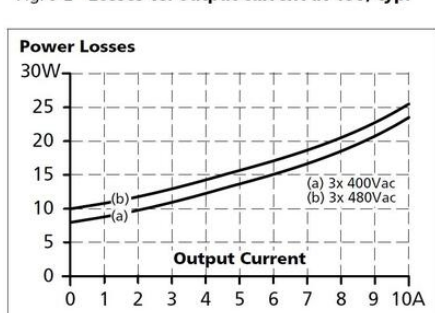


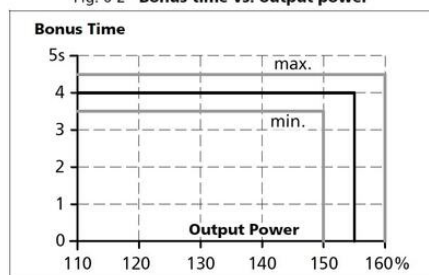
Fig. 9-2 Losses vs. output current at 48V, typ.



Maximal wire length¹⁾ for a fast (magnetic) tripping:

	0.75mm ²	1.0mm ²	1.5mm ²	2.5mm ²
C-2A	56m	69m	104m	163m
C-3A	34m	44m	64m	48m
C-4A	13m	15m	24m	35m
C-6A	2m	4m	4m	9m
B-6A	16m	19m	28m	42m
B-10A	4m	7m	9m	15m
B-13A	3m	4m	7m	10m

Fig. 6-2 Bonus time vs. output power



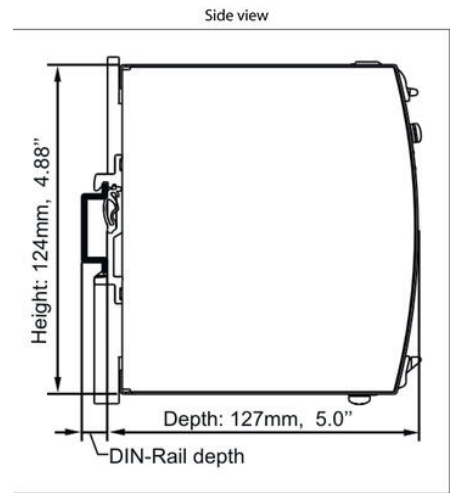
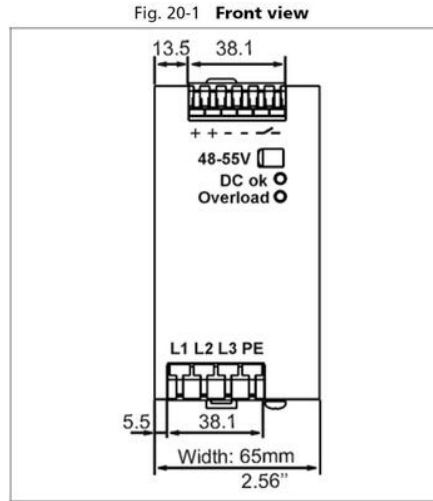



Fig. 6-1 Output voltage vs. output current, typ.

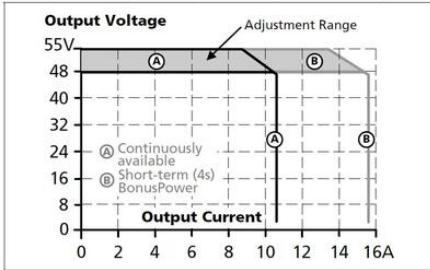


Fig. 15-1 Output current vs. ambient temp.

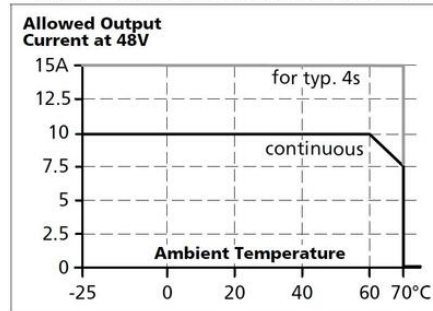


Fig. 9-1 Efficiency vs. output current at 48V, typ.

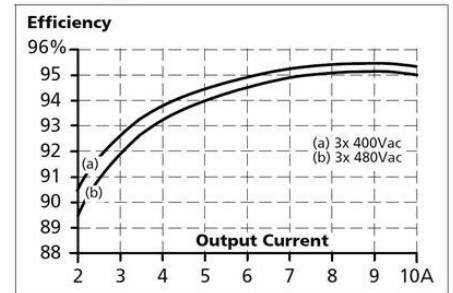
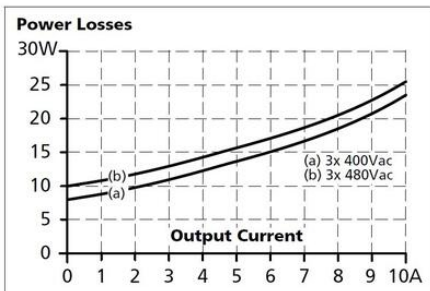


Fig. 9-2 Losses vs. output current at 48V, typ.



Maximal wire length^{*)} for a fast (magnetic) tripping:

	0.75mm ²	1.0mm ²	1.5mm ²	2.5mm ²
C-2A	56m	69m	104m	163m
C-3A	34m	44m	64m	48m
C-4A	13m	15m	24m	35m
C-6A	2m	4m	4m	9m
B-6A	16m	19m	28m	42m
B-10A	4m	7m	9m	15m
B-13A	3m	4m	7m	10m

Fig. 6-2 Bonus time vs. output power

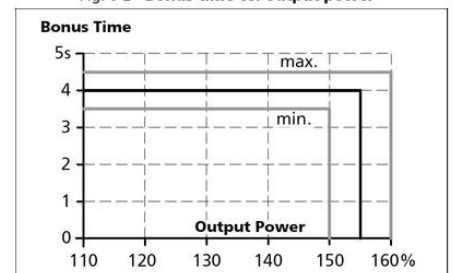


Fig. 13-1 Front side


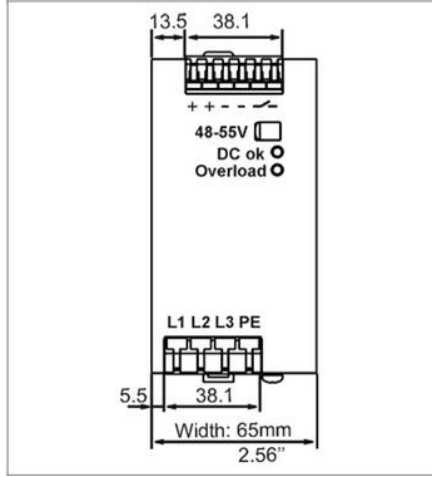


Fig. 20-1 Front view



Side view

