# TÁPEGYSÉG 3 FÁZIS, 36VDC DIMENSION Q SZÉRIA

36-42 V DC, 13,3 A

QT20.361
PSU 3PH 380-480V ac I/P 36V dc 13.3A 480W O/P

- Kimeneti áramerősség 13.3 A
- 94.8%-os hatásfok
- Magas rövidzárlati áramok
- Több védőszűrő
- Maximális teljesítmény

**TERMÉKLEÍRÁS**

## MŰSZAKI ADATOK

| | |
|---|---|
| **Active Transient** | Igen |
| **Clamp type** | Spring-clamp |
| **DC relay output** | Igen |
| **Efficiency At 400 V AC, full load. Typical** | 94,8 % |
| **Efficiency At 400 V AC. Typical** | 94 % |
| **Fázisok száma** | 3 |
| **Hold-up time at 400 V AC, full load. Typical.** | 22 ms |
| **Input voltage AC** | 380-480 V |
| **Input voltage ac max** | 552 V AC |
| **Input voltage ac min** | 323 V AC |
| **Input voltage range** | Wide-range |
| **Inrush current at 400 V ac typical** | 3 A |
| **IP-osztály** | IP20 |
| **Jóváhagyások** | CB, CE, CSA US, cRUus, cULus, GL |
| **Lifetime at 400 V ac, full load and +40 ° C** | 51000 h |
| **Magasság** | 124 mm |

| | |
|---|---|
| **Mélység** | 127 mm |
| **MTBF (IEC 61709) 400 V ac, max loan, +40 °C** | 690000 h |
| **Output Current** | 13,3 A |
| **Output voltage** | 36 V DC |
| **Output voltage max** | 42 V DC |
| **Output voltage min** | 36 V DC |
| **Power consumption at 400 V ac** | 0,79 A |
| **Power Factor at 400 V AC, full load. Typical** | 0,94 |
| **Power Reduction Of 60 To 70 ° C** | 12 W/°C |
| **Ripple. max** | 100 mV pp |
| **Series** | Dimension Q |
| **Supply Frequency** | 50-60 ±6 % |
| **Szélesség** | 65 mm |
| **Teljesítmény** | 480 W |
| **Temperature Range Without Derating From** | -25 °C |
| **Temperature Range Without Derating To** | 60 °C |
| **Type Power Supply** | AC-DC |
| **Tömeg** | 0,87 kg |
| **Védőanyag** | Alumínium |

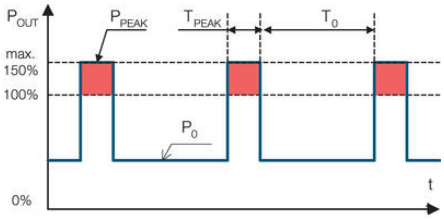


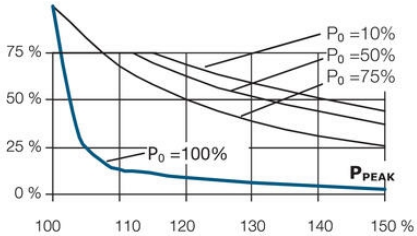


Fig. 6-2 **Bonus time vs. output power**

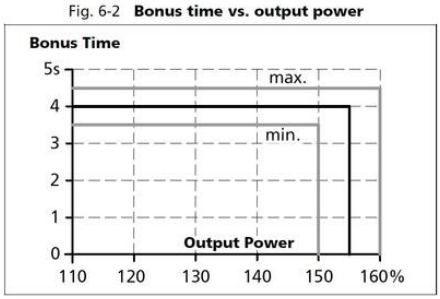


Fig. 9-1 **Efficiency vs. output current at 36V, typ.**

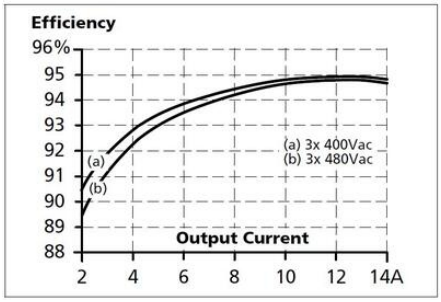


Fig. 9-2 **Losses vs. output current at 36V, typ.**

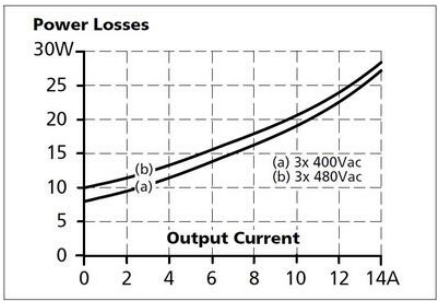


Maximal wire length*) for a fast (magnetic) tripping:

| | 0.75mm² | 1.0mm² | 1.5mm² | 2.5mm² |
|---|---|---|---|---|
| **C-2A** | 69m | 86m | 123m | 200m |
| **C-3A** | 21m | 28m | 39m | 63m |
| **C-4A** | 9m | 13m | 18m | 29m |
| | | | | |
| **B-6A** | 11m | 16m | 24m | 33m |
| **B-10A** | 1m | 1m | 1m | 1m |

Fig. 15-1 **Output current vs. ambient temp.**

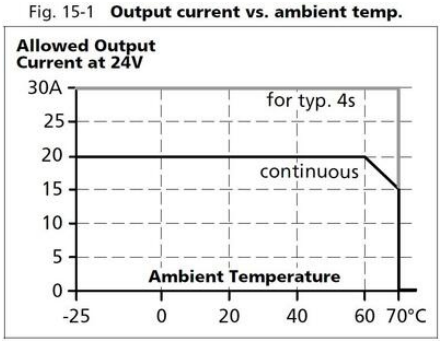


Fig. 6-1 **Output voltage vs. output current, typ.**

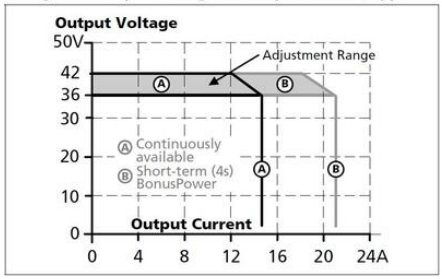


Side view

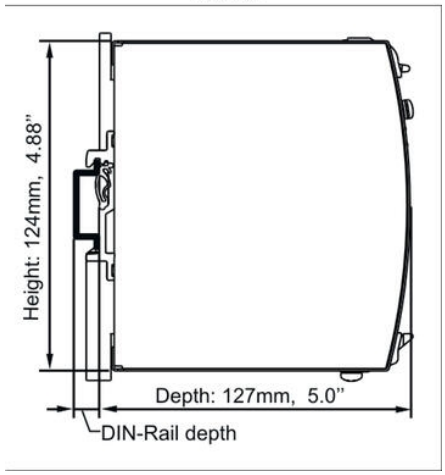


Fig. 13-1 **Front side**




Fig. 20-1 **Front view**

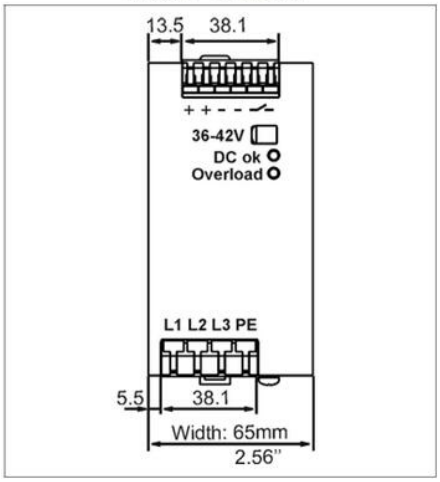


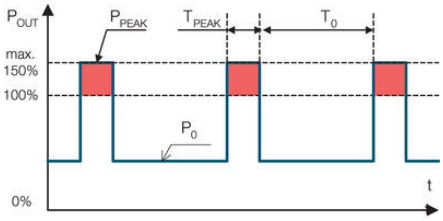


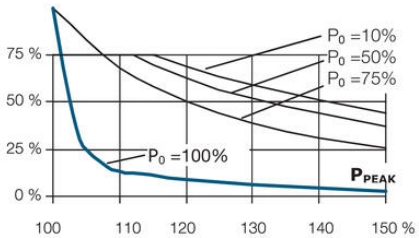


Fig. 6-2 **Bonus time vs. output power**

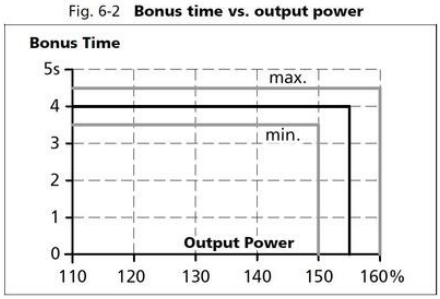


Fig. 9-1 **Efficiency vs. output current at 36V, typ.**

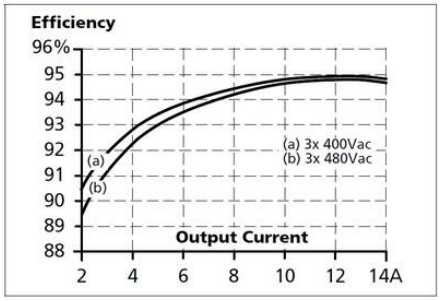


Fig. 9-2 **Losses vs. output current at 36V, typ.**

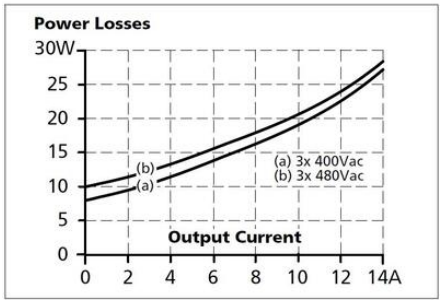


Maximal wire length*) for a fast (magnetic) tripping:

| | 0.75mm² | 1.0mm² | 1.5mm² | 2.5mm² |
|---|---|---|---|---|
| **C-2A** | 69m | 86m | 123m | 200m |
| **C-3A** | 21m | 28m | 39m | 63m |
| **C-4A** | 9m | 13m | 18m | 29m |
| | | | | |
| **B-6A** | 11m | 16m | 24m | 33m |
| **B-10A** | 1m | 1m | 1m | 1m |

Fig. 15-1 **Output current vs. ambient temp.**

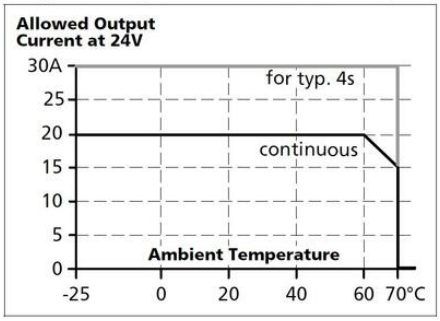

Fig. 6-1 **Output voltage vs. output current, typ.**

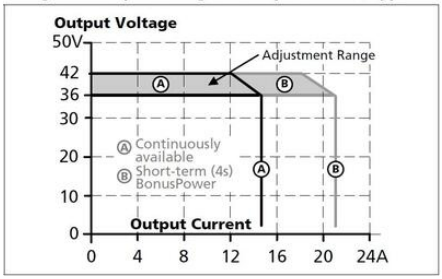


Side view

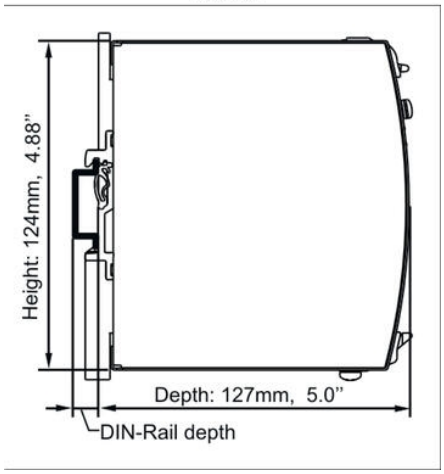


Fig. 13-1 **Front side**



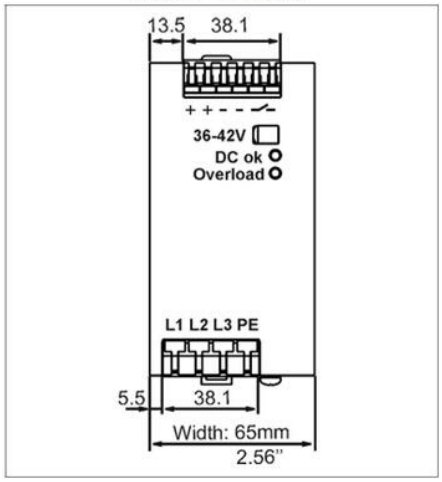
Fig. 20-1 **Front view**