



TÁPEGYSÉG 1 FÁZIS, DIMENSION CP SZÉRIA

36-42 V DC, 6,7 A

CP10.361
PSU 100-240V ac I/P 36V dc 6.7A 240W O/P

- 39mm széles
- 95,4%-os hatásfok
- 20% teljesítménytartalék
- Aktív PFC, DC-OK relé kimenet, Hiccup Plus



TERMÉKLEÍRÁS

MŰSZAKI ADATOK

| | |
|---|-----------|
| Active Transient | Igen |
| Clamp type | Csavar |
| DC relay output | Igen |
| Efficiency At 120 V AC, full load. Typical | 93,8 % |
| Efficiency At 230 V AC, full load. Typical | 95,4 % |
| Efficiency At 230 V AC. Typical | 94,3 % |
| Fázisok száma | 1 |
| Hold-up time at 120 V AC, full load. Typical. | 38 ms |
| Hold-up time at 230 V AC, full load. Typical. | 38 ms |
| Input current at 230 V ac typical | 6 A |
| Input voltage AC | 100-240 V |
| Input voltage ac max | 264 V AC |
| Input voltage ac min | 85 V AC |
| Input voltage DC | 110-150 V |
| Input voltage dc max | 180 V DC |
| Input voltage dc min | 88 V DC |

| | |
|--|-------------------------------------|
| Input voltage range | Wide-range |
| Inrush current at 120 V ac typical | 6 A |
| IP-osztály | IP20 |
| Jóváhagyások | ABS, CB, CE, CSA, EX, GL, IECEx, UL |
| Lifetime at 120 V ac, full load and +40 ° C | 87000 h |
| Lifetime at 230 V ac, full load and +40 ° C | 130000 h |
| Magasság | 124 mm |
| Mélység | 117 mm |
| MTBF (IEC 61709) 230 V AC, Maximum Load, 40 ° C | 661000 h |
| Output Current | 6,7 A |
| Output voltage | 36 V DC |
| Output voltage max | 42 V DC |
| Output voltage min | 36 V DC |
| Power Consumption At 120 V AC | 2,16 A |
| Power Consumption At 230 V AC | 1,13 A |
| Power Factor at 120 V AC, full load. Typical | 0,99 |
| Power Factor at 230 V AC, full load. Typical | 0,97 |
| Power Reduction Of 60 To 70 ° C | 6 W/°C |
| Ripple. max | 50 mV pp |
| Series | Dimension C |
| Supply Frequency | 50-60 ±6 % |
| Szélesség | 39 mm |
| Teljesítmény | 240 W |
| Temperature Range Without Derating From | -25 °C |
| Temperature Range Without Derating To | 60 °C |
| Tömeg | 0,6 kg |
| Védőanyag | Alumínium |

Fig. 6-1 Output voltage vs. output current, typ.

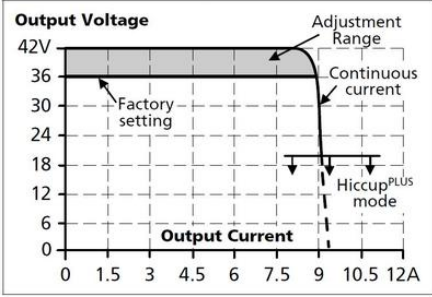


Fig. 6-2 Dynamic output current capability, typ.

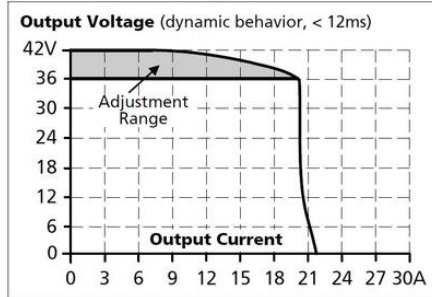


Fig. 16-1 Output current vs. ambient temp.

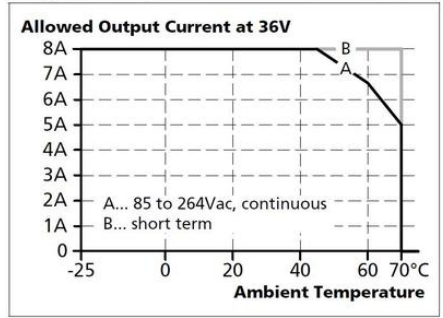


Fig. 6-3 Short-circuit on output, Hiccup^{PLUS} mode, typ.

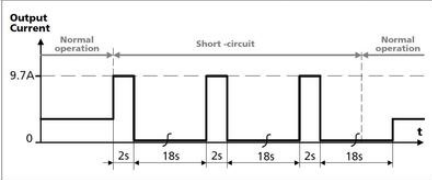


Fig. 9-1 Efficiency vs. output current at 36V, typ.

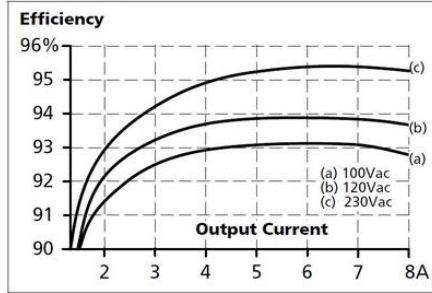
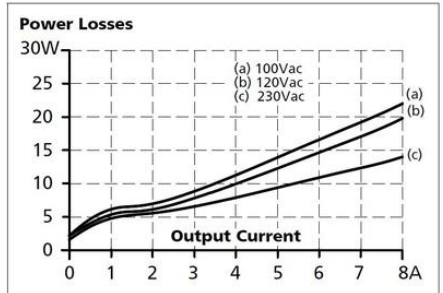


Fig. 9-2 Losses vs. output current at 36V, typ.



Maximal wire length¹⁾ for a fast (magnetic) tripping:

| | 0.75mm ² | 1.0mm ² | 1.5mm ² | 2.5mm ² |
|------|---------------------|--------------------|--------------------|--------------------|
| C-2A | 49m | 64m | 98m | > 120m |
| C-3A | 14m | 23m | 30m | 48m |
| C-4A | 2m | 2m | 2m | 2m |
| B-6A | 7m | 7m | 7m | 8m |

Fig. 14-1 Front side



Fig. 22-1 Front view

