

**TÁPEGYSÉG 3 FÁZIS, 36 VDC  
DIMENSION X SZÉRIA**

36 V DC, 26,6 A, félig szabályozott

XT40.361

PSU 3PH 400V ac I/P 36V dc 26.6A 960W O/P

- 96mm széles
- 95,5%-os hatásfok
- 125 % teljesítménynövelés
- Alkalmos motorok táplálásához

**TERMÉKLEÍRÁS****MŰSZAKI ADATOK**

Active Transient	Igen
Efficiency At 400 V AC, full load. Typical	95,5 %
Hold-up time at 400 V AC, full load. Typical.	3 ms
Input voltage AC	400 V
Input voltage ac max	440 V AC
Input voltage ac min	360 V AC
Inrush current at 400 V ac typical	4 A
IP-osztály	IP20
Jóváhagyások	CB, CE, CSA, UL
Magasság	124 mm
Mélység	159 mm
MTBF (IEC 61709) 400 V ac, max loan, +40 °C	529000 h
Output Current	26,6 A
Output voltage	36 V DC
Output voltage max	36 V DC
Output voltage min	36 V DC

Power consumption at 400 V ac	1,65 A
Power Factor at 400 V AC, full load. Typical	0,93
Power Reduction Of 60 To 70 ° C	24 W/°C
Ripple. max	250 mV pp
Series	Dimension X
Supply Frequency	50-60 ±6 %
Szélesség	96 mm
Teljesítmény	960 W
Temperature Range Without Derating From	-25 °C
Temperature Range Without Derating To	60 °C
Tömeg	1,4 kg
Védőanyag	Alumínium

Fig. 5-1 Output voltage vs. input voltage and input current

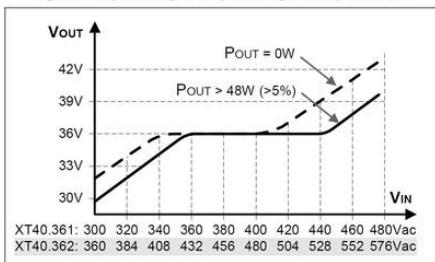


Fig. 7-1 Output voltage vs. output current, typ.

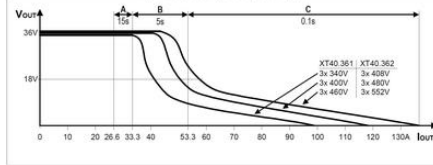


Fig. 15-1 Output current vs. ambient temp., Allowed Output Current

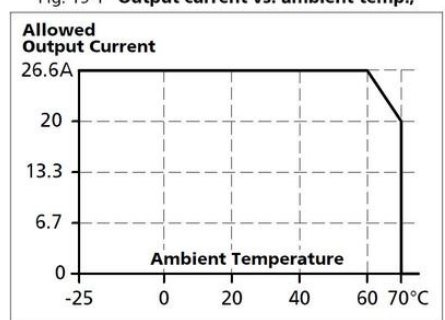


Fig. 9-1 Efficiency vs. output current

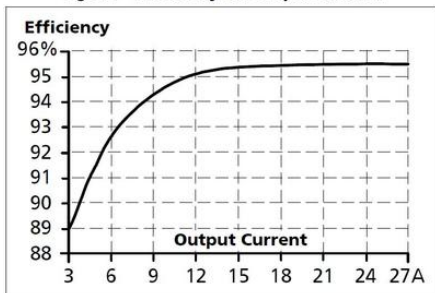
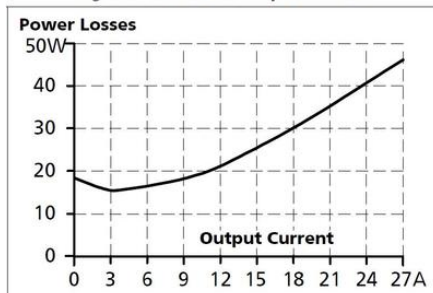


Fig. 9-2 Losses vs. output current



25. COMPARISON BETWEEN THE XT40, A TRANSFORMER AND A TRADITIONAL SWITCHED-MODE POWER SUPPLY

	XT40 Semi-regulated power supply	Traditional switched-mode power supply	Transformer power supply
Input voltage range	+	**	-
Inrush current surge	**	+	-
Hold-up time	-	+	-
Phase-loss operation	-	+	-
Efficiency	***	**	-
Output voltage regulation	+	**	-
Output adjustment range	-	**	-
Ripple & noise voltage	-	**	-
Error diagnostics	**	**	-
Harmonic distortion (PF)	+	+	-
EMC	**	**	+
Ease of installation	**	**	-
Size	***	**	-
Weight	***	+	-

\*\*\*, very, very good    \*\*, very good    +, good    -, poor

Fig. 11-1 Front side of XT40.361




Fig. 22-1 Front view

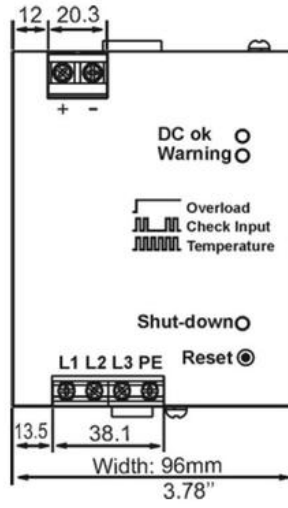


Fig. 22-2 Side view

