

**TÁPEGYSÉG 3 FÁZIS, 48 VDC
DIMENSION Q SZÉRIA**

48-54 V DC, 20 A

QT40.481

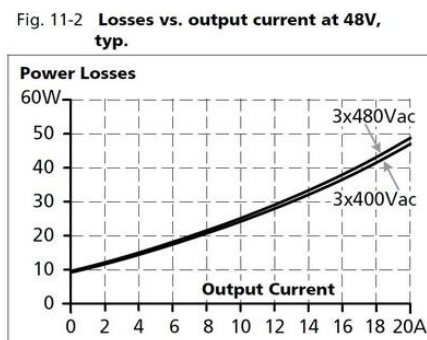
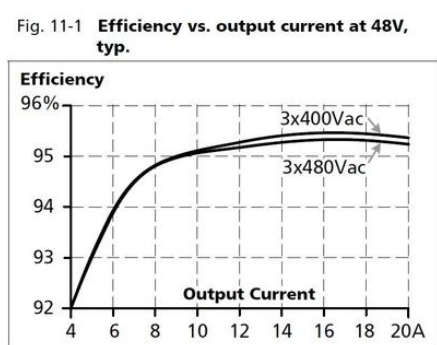
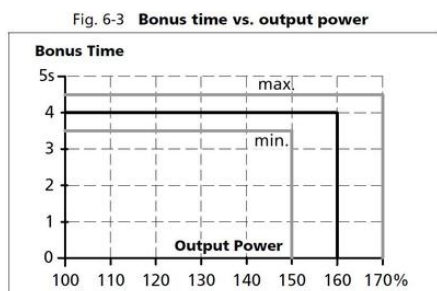
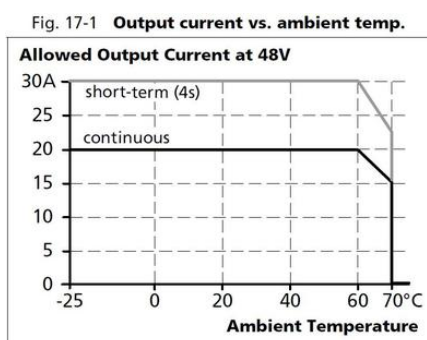
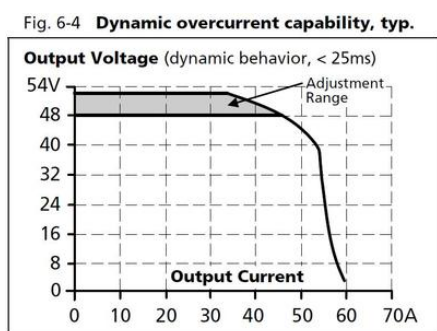
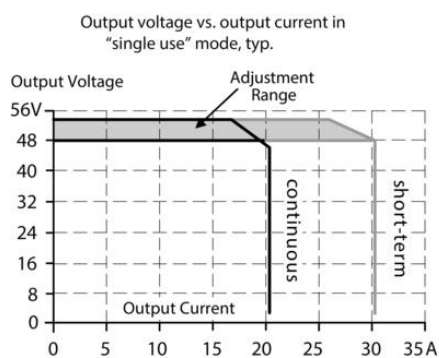
PSU 3PH 380-480V ac I/P 48V dc 20A 960W O/P

- Kimeneti áramerősség 20 A
- 95.3%-os hatásfok
- Integrált biztosítékok
- Magas rövidzárlati áramok
- Maximális teljesítmény

**TERMÉKLEÍRÁS****MŰSZAKI ADATOK**

Active Transient	Igen
DC relay output	Igen
Efficiency At 400 V AC, full load. Typical	95,4 %
Efficiency At 400 V AC. Typical	94,7 %
Fázisok száma	3
Hold-up time at 400 V AC, full load. Typical.	25 ms
Input voltage AC	380-480 V
Input voltage ac max	576 V AC
Input voltage ac min	323 V AC
Input voltage range	Wide-range
Inrush current at 400 V ac typical	5 A
IP-osztály	IP20
Jóváhagyások	CB, CE, CSA, GL, UL
Lifetime at 400 V ac, full load and +40 ° C	86000 h
Magasság	124 mm
Mélység	127 mm

MTBF (IEC 61709) 400 V ac, max loan, +40 °C	375000 h
Output Current	20 A
Output voltage	48 V DC
Output voltage max	54 V DC
Output voltage min	48 V DC
Power consumption at 400 V ac	1,65 A
Power Factor at 400 V AC, full load. Typical	0,88
Power Reduction Of 60 To 70 ° C	24 W/°C
Ripple. max	150 mV pp
Series	Dimension Q
Supply Frequency	50-60 ±6 %
Szélesség	110 mm
Teljesítmény	960 W
Temperature Range Without Derating From	-25 °C
Temperature Range Without Derating To	60 °C
Tömeg	1,5 kg
Védőanyag	Alumínium



Maximal wire length¹⁾ for a fast (magnetic) tripping:

	0.75mm ²	1.0mm ²	1.5mm ²	2.5mm ²
C-2A	74m	89m	146m	190m
C-3A	57m	79m	128m	163m
C-4A	43m	52m	73m	116m
C-6A	19m	25m	27m	57m
C-8A	8m	12m	17m	25m
C-10A	6m	9m	13m	19m
C-13A	3m	5m	7m	10m
B-6A	38m	52m	76m	113m
B-10A	18m	26m	38m	55m
B-13A	12m	19m	29m	42m
B-16A	6m	8m	12m	20m
B-20A	1m	2m	4m	5m

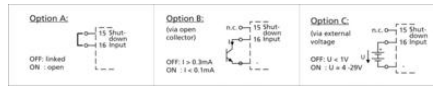


Fig. 15-1 Front side

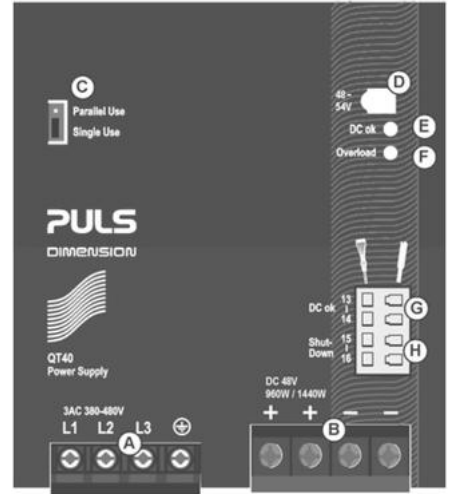


Fig. 22-1 Front view

