

**TÁPEGYSÉG 3 FÁZIS, 24VDC  
DIMENSION X SZÉRIA**

24 V DC, 40 A, félig szabályozott

XT40.241  
PSU 3PH 400V ac I/P 24V dc 40A 960W O/P

- Kimeneti áramerősség 40 A
- 95.5 %-os hatásfok
- 96 mm széles
- 25 % teljesítménynövelés
- Magas rövidzárlati áramok

**TERMÉKLEÍRÁS****MŰSZAKI ADATOK**

Active Transient	Igen
Efficiency At 400 V AC, full load. Typical	95,5 %
Fázisok száma	3
Hold-up time at 400 V AC, full load. Typical.	2 ms
Input voltage AC	400 V
Input voltage ac max	440 V AC
Input voltage ac min	360 V AC
Inrush current at 400 V ac typical	4 A
IP-osztály	IP20
Jóváhagyások	CB, CE, CSA, UL
Lifetime at 400 V ac, full load and +40 ° C	51000 h
Magasság	124 mm
Mélység	159 mm
MTBF (IEC 61709) 400 V ac, max loan, +40 ° C	529000 h
Output Current	40 A
Output voltage	24 V DC

Output voltage max	24 V DC
Output voltage min	24 V DC
Power consumption at 400 V ac	1,65 A
Power Factor at 400 V AC, full load. Typical	0,93
Power Reduction Of 60 To 70 ° C	24 W/°C
Ripple. max	200 mV pp
Series	Dimension X
Supply Frequency	50-60 ±6 %
Szélesség	96 mm
Teljesítmény	960 W
Temperature Range Without Derating From	-25 °C
Temperature Range Without Derating To	60 °C
Tömeg	1,4 kg
Védőanyag	Alumínium

Fig. 5-1 Output voltage vs. input voltage and input current

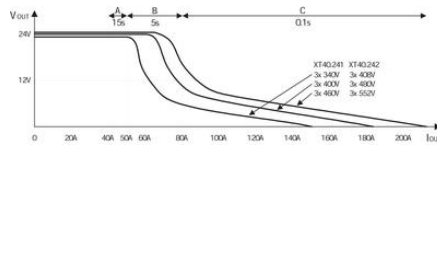
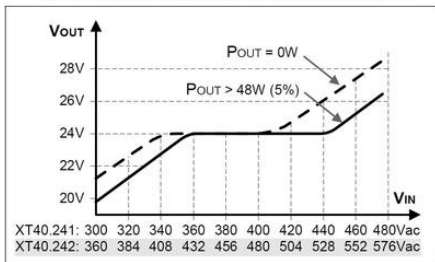


Fig. 15-1 Output current vs. ambient temp.,

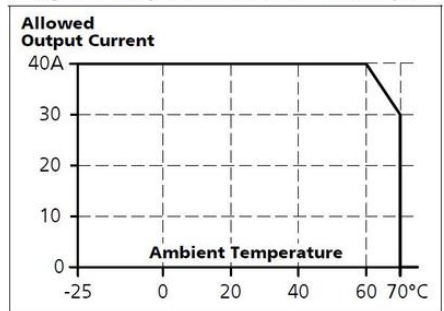


Fig. 9-1 Efficiency vs. output current

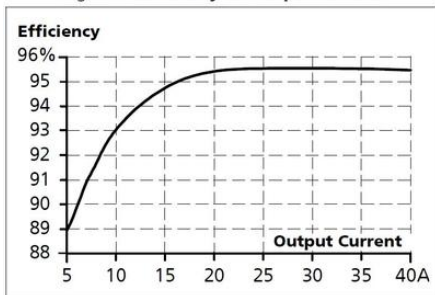
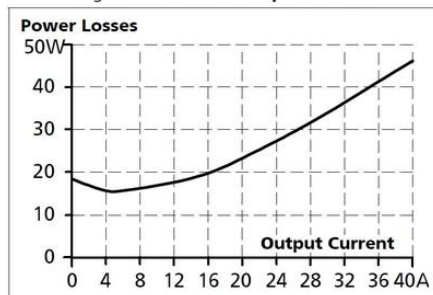


Fig. 9-2 Losses vs. output current



25. COMPARISON BETWEEN THE XT40, A TRANSFORMER AND A TRADITIONAL SWITCHED-MODE POWER SUPPLY

	XT40 Semi-regulated power supply	Traditional switched-mode power supply	Transformer power supply
Input voltage range	+	**	-
Inrush current surge	**	+	-
Holdup time	-	+	-
Phase-loss operation	-	+	-
Efficiency	***	**	-
Output voltage regulation	+	**	-
Output adjustment range	-	**	-
Ripple & noise voltage	-	**	-
Error diagnostics	**	**	-
Harmonic distortion (THD)	+	+	-
EMC	**	**	+
Ease of installation	**	**	-
Size	***	**	-
Weight	***	+	-

\*\*\*, very, very good    \*\*, very good    +, good    -, poor

Fig. 15-1 Front side of XT40.241




Fig. 22-1 Front view

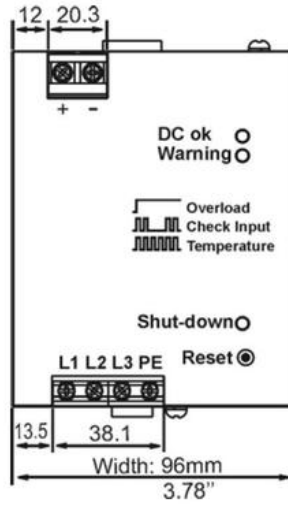


Fig. 22-2 Side view

